



**OTAN**  
*Outreach and Technical Assistance Network*

# ***Technology and Distance Learning Symposium 2020***

**March 6–7, 2020**

***Charles A. Jones Career and Education Center***



## **Schedule at a Glance**

### **Friday, March 6**

Registration & Breakfast	7:30-8:30 a.m.
Welcome	8:30-9:00 a.m.
Keynote	9:00-10:10 a.m.
Session 1	10:20-11:30 a.m.
Session 2	11:40-12:30 p.m.
Lunch	12:30-1:30 p.m.
Session 3	1:40-2:50 p.m.
Session 4	3:00-4:10 p.m.

### **Saturday, March 7**

Registration & Breakfast	8:00-8:50 a.m.
Session 5	9:00-10:00 a.m.
Session 6	10:10-11:10 a.m.
Session 7	11:20-12:20 p.m.
Lunch	12:30-1:10 p.m.
Session 8	1:20 -2:20 p.m.
Closing / Tech Slam	2:30-3:30 p.m.

## Strand Key

### AUDIENCE (AUD)

**TEA** ..... Teachers  
**ADM** ..... Administrators  
**ALL** ..... Everything listed above

### PROGRAMS (PGM)

**ABE** ..... Adult Basic Education  
**ASE** ..... Adult Secondary Education  
**CTE** ..... Career Technical Education  
**ESL** ..... English as a Second Language

### CATEGORIES (CAT)

**BL** ..... Blended/Online Learning  
**DL** ..... Distance Learning  
**PAC** . . . Program Administration & Coordination  
**TI** . . . . Technology Integration in the Classroom

OTAN activities are funded by contract CN180031 from the Adult Education Office, in the Career and College Transition Division, California Department of Education, with funds provided through Federal P.L., 105-220, Section 223. However, OTAN content does not necessarily reflect the position of that department or the U.S. Department of Education.

OTAN  
P.O. Box 269003  
Sacramento, CA 95826-9003  
UPS/FedEx: 10150 Missile Way, Mather, CA 95655  
(916) 228-2580

# Technology and Distance Learning Symposium 2020

## From the Adult Education Director

The Outreach and Technical Assistance Network staff and colleagues are so happy for you to join us in Sacramento for two days of exciting ways to incorporate technology into your adult education classroom. A special thank you to the Charles A. Jones Career and Education Center and the Sacramento City Unified School District for being the host site and supporting us through the planning phases. We have a few treats for you this year! Our keynote speaker Josh Davies will deliver an energetic general session and get us motivated to best train our learners and prepare them with the skills they need as building blocks for their jobs, careers, families, and future. Our 50+ sessions and presenters will inform you of different strategies for delivering distance and blended courses, enhance your teaching efforts with technology tools that are free and simple to use, and show you ways to use digital escape rooms to engage students with content while encouraging critical thinking, collaboration, and communication and, we have an Augmented and Virtual Reality playground that can give you ideas of what the world of technology is headed towards and what our learners might be exposed to at their future jobs or with their technology using children.



Welcome to the Technology and Distance Learning Symposium 2020 and I hope you have fun, learn lots, and take the knowledge and stories back to your agencies to share with your fellow teachers and staff.

*Diana Batista  
Director  
Adult Education  
Sacramento County Office of Education*

## From the CDE Administrator

I am pleased to welcome you to the Technology and Distance Learning Symposium (TDLS). Thank you to the staff at the Charles A. Jones Career and Education Center and the Adult Education program as well as the Sacramento City Unified School District. This year's symposium is packed full of engaging sessions on a variety of topics. Attend sessions about online, blended, and distance learning. Learn how to address accessibility and bring back to your classroom great tech tools. Discover techniques to increase student persistence. TDLS has sessions on equity and citizenship. You can become a podcasting or digital storytelling master and learn about gamification. You can also learn about OTAN's Digital Leadership Academy (DLAC) projects and how you can incorporate these into your school.



Please consider sharing your learning through your social media connections with the hashtags **#tdls20**, **#adulthood**, or **#edtech**

*Dr. Carolyn Zachry  
Administrator, Adult Education Office, Career and College Transition Division  
California Department of Education*



# Friday, March 6

## WELCOME

## 8:30 - 9:00 a.m.

### 1. Welcome to the Technology and Distance Learning Symposium 2020!

*OTAN Staff*

**Multi-Purpose Room** - (30 minutes)

Welcome to TDLS 2020! Join us for our kick-off and warm welcome by TDLS co-chairs and friends. Learn about symposium details, OTAN updates, how to navigate the OTAN online and print program, along with important things to look for while learning and advancing your edtech skills. (AUD: ALL • PGM: ABE, ASE, CTE, ESL • CAT: BL, DL, PAC, TI)

## Keynote / General Session

## 9:00 - 10:10 a.m.



### 2. Work Ethic: The Building Blocks for the 21st Century Workforce

*Josh Davies*

**Multi-Purpose Room** - (70 minutes)

With the rapid change taking place in every sector of the workforce, a set of skills has emerged as the building blocks for the future. Sometimes called soft skills or career readiness, employers simply call them Work Ethic. Nearly 9 out of 10 hiring managers nationwide say work ethic is their most important factor in hiring. In the classroom, students with high work ethic have significant improvements in performance and graduate college at nearly double the average rate. The challenge is that fewer than 1 in 5 people have these skills, and almost all education is instead focused on academic and technical skills. While many believe that you can't teach "common sense," new research is showing that these skills can be developed at any age. This engaging and interactive presentation highlights simple training and leadership approaches that everyone can use to develop work ethic. While in the past we have hoped to develop these skills through projects and group work, we need to make the learning of them as intentional as the rest of our teaching. By using employer-based research, defining the seven skills of work ethic, and applying innovative teaching methodology, you will discover how to make lasting behavior change. Discover how you can build the foundational skills of work ethic and prepare your students with the skills for the 21st Century!

(AUD: ALL • PGM: ABE, ASE, CTE, ESL • CAT: BL, DL, PAC, TI)

## Session 1

## 10:20 - 11:30 a.m.

### 3. Easy Word, Excel, and PowerPoint Projects for Language Practice

*Barry Bakin, LAUSD Division of Adult and Career Education, OTAN Subject Matter Expert*

**Computer Lab 201** - Hands-on Computer Lab

**Workshop** (120 minutes)

Learn how to use common productivity software to provide meaningful hands-on projects for language practice while also introducing basic skills in using Word, Excel, and PowerPoint. These projects are adaptable to all levels of ESL!

(AUD: ALL • PGM: ABE, ASE, CTE, ESL • CAT: BL, DL, PAC, TI)

### 4. HLP's Journey to Technology Integration

*Yecsenia Delgado-Lorenzo, Armida Chow, and Brenda Gomez, Hacienda La Puente Adult School*

**Computer Lab 206** - Discussion (70 minutes)

The presentation will discuss the continuing journey towards preparing our students to live and work in a technological society. Techniques on how to infuse and integrate innovative technology and practices into instructional programs will be presented.

(AUD: ALL • PGM: ABE, ASE, CTE, ESL • CAT: BL, DL, PAC, TI)



## 5. The TDLS-cape Room Challenge

*Anthony Burik, OTAN*

**Computer Lab 207** - Hands-on Computer Lab

Workshop (120 minutes)

An escape room is a live-action team-based game where players work together in order to accomplish a specific goal in a limited amount of time. Teachers are using digital escape rooms to engage students with content while encouraging critical thinking, collaboration, problem-solving, and communication. This is a two-part session. In Part 1, participants will try to escape from a digital escape room and learn about the digital escape room components.

(AUD: ALL • PGM: ABE, ASE, CTE, ESL • CAT: BL, DL, PAC, TI)

## 6. Easily Make a Quiz or Survey Using Google Forms!

*Cindy Wislofsky, OTAN Subject Matter Expert*

**Computer Lab 213** - Hands-on Computer Lab

Workshop (70 minutes)

Learn how to make a survey to poll students or colleagues; create a gradable quiz; collaborate with others; view results in different formats; and explore options to meet individual classroom or school needs. All you need is your Google account login and password to get started with this free tool.

(AUD: ALL • PGM: ABE, ASE, CTE, ESL • CAT: BL, DL, PAC, TI)

## 7. OTAN Resources for Adult Education

*Susan Coulter, OTAN Subject Matter Expert*

**Room 204** - Demonstration (70 minutes)

Need teaching resources for ESL, ABE, and High School Diploma and Equivalency programs? In this workshop come explore classroom activities, blended learning environments, professional development training opportunities, and how to stay connected to OTAN for up-to-date information.

(AUD: ALL • PGM: ABE, ASE, CTE, ESL • CAT: BL, DL, PAC, TI)

## 8. All You Need is One Computer and a Projector!

*Jody Barker and Marisol Richmond, San Juan Adult Education*

**Room 111** - Demonstration (70 minutes)

Learn how to use one computer in your classroom from interactive programs where students participate to showcasing class work and student presentations.

(AUD: TEA • PGM: ABE, ASE, CTE, ESL • CAT: BL, DL, PAC, TI)

## 9. USA Learns Citizenship - A FREE Online Course

*Andrea Willis, Sacramento County Office of Education*

**Room 109** - Demonstration (70 minutes)

Are you looking for free, high-quality online resource to help teach U.S. Citizenship? Take a tour of the USA Learns Citizenship course ([usalearns.org](http://usalearns.org)), which teaches the language and information needed to pass ALL parts of the naturalization interview. Brainstorm ways to use it in your class.

(AUD: TEA • PGM: ABE, ASE, CTE, ESL • CAT: BL, DL, PAC, TI)

## Session 2 11:40 - 12:30 p.m.

## 10. Easy Word, Excel, and PowerPoint Projects for Language Practice, Part 2

*Barry Bakin, LAUSD Division of Adult and Career*

*Education, OTAN Subject Matter Expert*

**Computer Lab 201** - Hands-on Computer Lab

Workshop (120 minutes)

Learn how to use common productivity software to provide meaningful hands-on projects for language practice while also introducing basic skills in using Word, Excel, and PowerPoint. These projects are adaptable to all levels of ESL! Continued from Part 1.

(AUD: ALL • PGM: ABE, ASE, CTE, ESL • CAT: BL, DL, PAC, TI)

## 11. Building a Blended Learning Program with Canvas: A Hands-on Student Perspective

*Marci England, Christina Hyatt, and Kevin Belcher,*

*Corona-Norco Adult School*

**Computer Lab 206** - Hands-on Computer Lab

Workshop (50 minutes)

In this hands-on workshop, Corona-Norco Adult School will use Canvas LMS to share the journey in building a blended learning program. You will experience Canvas from a student perspective while the team shares the design plan and explore successes and pitfalls to avoid. The team will give an overview of Canvas and discuss planning, implementation, curriculum integration, and more!

(AUD: ALL • PGM: ABE, ASE, CTE, ESL • CAT: BL, DL, PAC, TI)

## 12. The TDLS-cape Room Challenge, Part 2

Anthony Burik, OTAN

**Computer Lab 207** - Demonstration (120 minutes)

An escape room is a live-action team-based game where players work together in order to accomplish a specific goal in a limited amount of time. Teachers are using digital escape rooms to engage students with content while encouraging critical thinking, collaboration, problem-solving, and communication. This is a two-part session. In Part 2, participants will practice with various tech tools to create digital escape rooms that TDLS-goers will try out at the end of TDLS Day 2. *Continued from Part 1.*

(AUD: ALL • PGM: ABE, ASE, CTE, ESL • CAT: BL, DL, PAC, TI)

## 13. Increase ESL Student Persistence with Technology

Ryan de la Vega, Torrance Adult School

**Computer Lab 213** - Demonstration (50 minutes)

Technology continues to play a prominent role in daily life and in the workplace. Students are eager to engage with technology in important ways like increasing their skill set and building confidence. Adults show strong motivation to gain digital literacy skills and providing that instruction increases student persistence. Learn ways of integrating technology into the adult ESL classroom to improve skills and increase student persistence.

(AUD: ALL • PGM: ABE, ASE, CTE, ESL • CAT: BL, DL, PAC, TI)

## 14. Step Up to 2020: Census, Civics, and Citizenship

Jennifer Gagliardi, Milpitas Adult School,

OTAN Subject Matter Expert

**Room 204** - Demonstration (50 minutes)

Year 2020 will present three significant civics events: the decennial Census (April), the General Election (November), and the new 100 Citizenship questions (December). Empower your students to use the appropriate technology to meet and exceed the English language and civics tasks associated with these 2020 challenges, thereby shaping their future and the future of America.

(AUD: ALL • PGM: ABE, ASE, CTE, ESL • CAT: BL, DL, PAC, TI)

## 15. Gamify Your Online Course

Stephanie Thomas, San Diego Community College District, Continuing Education

**Room 111** - Discussion (50 minutes)

Think teaching online has to be dull? Think again. Come see how one instructor has gamified her online grammar course by taking students on online road trips or setting up haunted escape-houses. Students view their progress through game-themed leaderboards and badges. Discover how to gamify, and unleash your creativity by brainstorming ideas for your course.

(AUD: TEA • PGM: ABE, ASE, CTE, ESL • CAT: BL, DL, PAC, TI)

## 16. Internet and Digital Safety

Melinda Holt and Marjorie Olavides, OTAN

**Room 109** - Demonstration (50 minutes)

This presentation will discuss what a web presence is, how to keep your personal data safe online, understanding and avoiding scams like pharming and phishing and smishing, determining validity of information found on the web, account settings to increase user safety, and much more. Learn how to be safe online!

(AUD: ALL • PGM: ABE, ASE, CTE, ESL • CAT: BL, DL, PAC, TI)

## Lunch 12:30 - 1:30 p.m.

### 17. Lunch

All Participants

**Multi-Purpose Room** - Discussion (60 minutes)

Buffet style lunch

(AUD: ALL • PGM: ABE, ASE, CTE, ESL • CAT: BL, DL, PAC, TI)



**TDLS 2019  
MOMENTS**



## 18. Accessibility on Chromebooks

Alisa Takeuchi, GGAE, OTAN Subject Matter Expert  
**Computer Lab 201** - Demonstration (140 minutes)

Do some of your students have trouble seeing the small font on a Chromebook? Do some of them have mobility issues and can't work a mouse or touch pad easily? Perhaps your district is becoming more ADA compliant and you need help making your Google docs and slides more accessible. This presentation will touch on resources and tools on how to help students use a Chromebooks efficiently. Shortcuts, apps, and add-ons can be applied effortlessly. This is a hands-on session. BYOD or just watch and learn.

(AUD: ALL • PGM: ABE, ASE, CTE, ESL • CAT: BL, DL, PAC, TI)

## 19. Be More Productive with Windows 10

Farzana Cassim, OTAN Subject Matter Expert  
**Computer Lab 206** - Hands-on Computer Lab Workshop (70 minutes)

Windows 10 is packed with so many tools, features, and productivity options that you can use immediately to make your work seamless and effortless. Join my workshop to learn a few essential tips and tricks to organize your workday and stay productive.

(AUD: ALL • PGM: ABE, ASE, CTE, ESL • CAT: BL, DL, PAC, TI)

## 20. Create Interactive Content with Google Slides and PowerPoint

Stephanie Thomas, San Diego Community College District, Continuing Education, OTAN Subject Matter Expert

**Computer Lab 207** - Hands-on Computer Lab Workshop (140 minutes)

Would you rather a) read a syllabus or b) interact with one? Would you rather a) open a PDF listing grammar rules or b) watch a zombie-filled grammar video? If you answered b, you're ready to kick-start your web-enhanced or online instruction by using Google Slides or PowerPoint features to create an interactive assignment or syllabus.

(AUD: ALL • PGM: ABE, ASE, CTE, ESL • CAT: BL, DL, PAC, TI)

## 21. Kick Start Your Class with Digital Warm-up Activities

Janet Kershaw, Refugio Gonzalez, and Luis Serrano, El Monte-Rosemead Adult School

**Computer Lab 213** - Demonstration (70 minutes)

Beginning your class with a warm-up activity can captivate students and set the tone for the remainder of the class period. Join us for a fun and interactive workshop to learn about warm-ups that you can use on Monday.

(AUD: TEA • PGM: ABE, ASE, CTE, ESL • CAT: BL, DL, PAC, TI)

## 22. Integrating Online Learning In ABE and ASE Classrooms

Jaemi Naish, Tamalpais Adult School, OTAN Subject Matter Expert

**Room 204** - Discussion (70 minutes)

Online learning can support student goal completion, college readiness, and participation in college and career pathways at an accelerated pace. Online learning provides adult learners greater accessibility, flexibility and self-direction in determining their educational pathway. Integrating a user friendly and rigorous online learning program for GED and Diploma prep has proven to be an effective tool in high school equivalency completions at Tam Adult School. In this session, you will learn to effectively integrate online learning platforms in your ABE and ASE classrooms.

(AUD: ALL • PGM: ABE, ASE, CTE, ESL • CAT: BL, DL, PAC, TI)

## 23. Celebrate and Motivate Learning Using Digital Badging

Stacey Campo and Tom Allison, Escondido Adult School

**Room 111** - Demonstration (70 minutes)

Learn how Escondido Adult School is using Digital Badging to motivate and celebrate student success of EL Civics completion and CASAS Pre and Post test growth. In this presentation, participants will review how digital badging promotes student ownership of their learning, the systems needs to implement and the experiences of implementation!

(AUD: ALL • PGM: ABE, ASE, CTE, ESL • CAT: BL, DL, PAC, TI)

## 24. Teaching with YouTube

Jennifer Gagliardi, Milpitas Adult School, OTAN Subject Matter Expert

**Room 109** - Demonstration (70 minutes)

Go where your students are. Learn how to set up your YouTube channel to deliver quality content to your students inside and outside of the classroom.

(AUD: ALL • PGM: ABE, ASE, CTE, ESL • CAT: BL, DL, PAC, TI)



## 25. Accessibility on Chromebooks, Part 2

*Alisa Takeuchi, GGAE, OTAN Subject Matter Expert*  
**Computer Lab 201** - Demonstration (140 minutes)

Do some of your students have trouble seeing the small font on a Chromebook? Do some of them have mobility issues and can't work a mouse or touch pad easily? Perhaps your district is becoming more ADA compliant and you need help making your Google docs and slides more accessible. This presentation will touch on resources and tools on how to help students use a Chromebooks efficiently. Shortcuts, apps, and add-ons can be applied effortlessly. This is a hands-on session. BYOD or just watch and learn.

*Continued from Part 1*

(AUD: ALL • PGM: ABE, ASE, CTE, ESL • CAT: BL, DL, PAC, TI)

## 26. iOS 13 iPad: Important Features and Gestures Everyone Should Master!

*Farzana Cassim, LAUSD, OTAN Subject Matter Expert*  
**Computer Lab 206** - Demonstration (70 minutes)

Got a new iPad/iPhone recently? Or still thinking whether to upgrade your existing iPad/iPhone to the Apple's newest operating system? Come to this interactive session to learn the basics, to check out what new awesome, cool features the new iOS 13 has to offer, and to explore some accessibility features that you or your struggling students can use immediately.

(AUD: ALL • PGM: ABE, ASE, CTE, ESL • CAT: BL, DL, PAC, TI)

## 27. Create Interactive Content with Google Slides and PowerPoint, Part 2

*Stephanie Thomas, San Diego Community College District, Continuing Education, OTAN Subject Matter Expert*  
**Computer Lab 207** - Hands-on Computer Lab

Workshop (140 minutes)

Would you rather a) read a syllabus or b) interact with one? Would you rather a) open a PDF listing grammar rules or b) watch a zombie-filled grammar video? If you answered b, you're ready to kick-start your web-enhanced or online instruction by using Google Slides or PowerPoint features to create an interactive assignment or syllabus.

*Continued from Part 1*

(AUD: ALL • PGM: ABE, ASE, CTE, ESL • CAT: BL, DL, PAC, TI)

## 28. Tech Troubleshooting for Teachers

*Marjorie Olavides, OTAN*

**Computer Lab 213** - Demonstration (70 minutes)

One of the most unnerving things while preparing for a class or presentation is having uncooperative technology. Topics covered in this session will include common cables and

adapters, proper ways to connect devices, Wi-Fi, troubleshooting tech, and alternative solutions to your connection issues.

(AUD: ALL • PGM: ABE, ASE, CTE, ESL • CAT: BL, DL, PAC, TI)

## 29. Increasing Equity in Online and Blended Learning

*Sudie Whalen, American Institutes for Research*

**Room 204** - Discussion (70 minutes)

Adult educators know students are often busy with jobs, families, and other obligations. Research shows that offering online and blending learning opportunities improves equity of opportunity for students. This session will focus on how to improve equity through online and blended learning options.

(AUD: ALL • PGM: ABE, ASE, CTE, ESL • CAT: BL, DL, PAC, TI)

## 30. All In 4 Blended Learning - How We Made the Journey

*Tom Allison and Elaine Moore, ETCN - Escondido Adult School and Stacey Campo, ETCN - Poway Adult School*

**Room 111** - Demonstration (70 minutes)

How the EAS leveraged DLAC PD and ETCN consortium resources to launch a blended learning environment in its ESL program offering. This presentation discusses the challenges of initiating the use of a LMS from the perspectives of administration, professional development, and student learning.

(AUD: ALL • PGM: ABE, ASE, CTE, ESL • CAT: BL, DL, PAC, TI)

## 31. Tracking Distance Learning Hours Using an Integrated Toolkit

*Penny Pearson, OTAN and Janice Fera, CASAS*

**Room 109** - Demonstration (70 minutes)

TOPSpro Enterprise (TE) allows for agencies to accurately collect, track and analyze distance learning hours alongside your traditional classroom attendance. This session will guide you through how to correctly set up a class instance and reflect instructional hours in the classroom as well as distance learning hours. We'll introduce you to reporting tools showing attendance for both distance and traditional instructional hours.

(AUD: ALL • PGM: ABE, ASE, CTE, ESL • CAT: BL, DL, PAC, TI)



## SYMPOSIUM SCHEDULE

Charles A. Jones Career and Education Center - March 6–7, 2020

### Friday, March 6

#### Multi-Purpose Room

**Registration and Breakfast**  
7:30 - 8:30 a.m.

Please remember to sign in at the registration desk located in the Multi-Purpose Room.  
Registration Desk is open from 7:30 a.m. - 2:00 p.m.

#### Multi-Purpose Room


**Welcome**  
8:30 - 9:00 a.m.


1. Welcome to the Technology and Distance Learning Symposium 2020!  
–OTAN Staff

#### Multi-Purpose Room

**Keynote/  
General Session**  
9:00 - 10:10 a.m.

2. Work Ethic: The Building Blocks for the 21st Century Workforce  
–Davies

	Computer Lab 201	Computer Lab 206	Computer Lab 207	Computer Lab 213	Room 204 	Room 111	Room 109
<b>Session 1</b> 10:20 - 11:30 a.m.	3. Easy Word, Excel, and PowerPoint Projects for Language Practice –Bakin	4. HLP's Journey to Technology Integration –Delgado-Lorenzo, Chow, Gomez	5. The TDLS-cape Room Challenge –Burik	6. Easily Make a Quiz or Survey Using Google Forms! –Wislofsky	7. OTAN Resources for Adult Education –Coulter	8. All You Need is One Computer and a Projector! –Barker, Richmond	9. USA Learns Citizenship - A Free Online Course –Willis

	Computer Lab 201	Computer Lab 206	Computer Lab 207	Computer Lab 213	Room 204 	Room 111	Room 109
<b>Session 2</b> 11:40 a.m. - 12:30 p.m.	10. Easy Word, Excel, and PowerPoint Projects for Language Practice, Part 2 –Bakin	11. Building a Blended Program with Canvas: A Hands-on Student Perspective –England, Hyatt, Belcher	12. The TDLS-cape Room Challenge, Part 2 –Burik	13. Increase ESL Student Persistence with Technology –de la Vega	14. Step Up to 2020: Census, Civics, and Citizenship –Gagliardi	15. Gamify Your Online Course –Thomas	16. Internet and Digital Safety –Holt, Olavides

## SYMPOSIUM SCHEDULE



Charles A. Jones Career and Education Center - March 6–7, 2020

### Friday, March 6

#### Multi-Purpose Room

**Lunch**  
**12:30 - 1:30 p.m.**




17. Buffet style lunch  
–All Participants

	Computer Lab 201	Computer Lab 206	Computer Lab 207	Computer Lab 213	Room 204 	Room 111	Room 109
<b>Session 3</b> <b>1:40 - 2:50 p.m.</b>	18. Accessibility on Chromebooks –Takeuchi	19. Be More Productive with Windows 10 –Cassim	20. Create Interactive Content with Google Slides and PowerPoint –Thomas	21. Kick Start Your Class with Digital Warm-up Activities –Kershaw, Gonzalez, Serrano	22. Integrating Online GED and HS Subject Preparation for Adult Learners –Naish	23. Celebrate and Motivate Learning Using Digital Badging –Campo, Allison	24. Teaching with YouTube –Gagliardi
	Computer Lab 201	Computer Lab 206	Computer Lab 207	Computer Lab 213	Room 204 	Room 111	Room 109
<b>Session 4</b> <b>3:00 - 4:10 p.m.</b>	25. Accessibility on Chromebooks, Part 2 –Takeuchi	26. iOS 13 iPad: Important Features and Gestures Everyone Should Master! –Cassim	27. Create Interactive Content with Google Slides and PowerPoint, Part 2 –Thomas	28. Tech Troubleshooting for Teachers –Olavides	29. Equity in an Online Learning Environment –Whalen	30. All In 4 Blended Learning - How We Made the Journey –Allison, Moore, Campo	31. Tracking Distance Learning Hours Using an Integrated Toolkit –Cassim

## SYMPOSIUM SCHEDULE

Charles A. Jones Career and Education Center - March 6–7, 2020

### Saturday, March 7


Multi-Purpose Room							
<b>Registration and Breakfast</b> 8:00 - 8:50 a.m.	Please remember to sign in at the registration desk located in the Multi-Purpose Room. Registration Desk is open from 8:00 a.m. - 2:00 p.m.						
	Computer Lab 201	Computer Lab 206	Computer Lab 207	Computer Lab 213	Room 204 	Room 111	Room 109
<b>Session 5</b> 9:00 - 10:00 a.m.	32. Accelerated Learning with Technology –Delgado-Lorenzo	33. Teaching Vocabulary with Technology –Gaer	34. ESL Distance Learning –Anton, McGovern	35. Putting English to Work Online –Yung	36. On the Air: Using and Creating Podcasts in the ESL Classroom –Signorini-Bakan, Mora	37. Family Literacy Moving Into the 21st Century –Ludlum, Detwiler	38. Create Engaging Blended Learning Experiences Using Free and Low-Cost Digital Resources –Pedrotti
	Computer Lab 201	Computer Lab 206	Computer Lab 207	Computer Lab 213	Room 204 	Room 111	Room 109
<b>Session 6</b> 10:10 - 11:10 a.m.	39. Got a Website? Build Your Own Google Site! –Laymon, Barker	40. Teaching Vocabulary with Technology, Part 2 –Gaer	41. CK-12: Free Digital Interactive Textbooks (Meet Common Core Standards) –Jensen	42. Putting English to Work Online, Part 2 –Yung	43. Apps for Mobile Devices in the Adult Ed Class –Pinedo	44. Family Literacy Moving Into the 21st Century, Part 2 –Ludlum, Detwiler	45. Zoom in the ESL Classroom –Tolliver
	Computer Lab 201	Computer Lab 206	Computer Lab 207	Computer Lab 213	Room 204 	Room 111	Room 109
<b>Session 7</b> 11:20 a.m. - 12:20 p.m.	46. ePortfolio: A Powerful Tool for Adult Education –Yamashita	47. Gamify Your Classroom with Quizlet and Kahoot –Bakin	48. What's New in Google? LOTS! –Holt	49. Enhance the Learning Experience with Learn360 –Coulter	50. Preparing Low-Skilled Adults for the Workplace –Morgan	51. Applied Arts Skill Development for At-Risk Youth –Kortenkamp	52. 21Things4Students –Jensen

## SYMPOSIUM SCHEDULE

Charles A. Jones Career and Education Center - March 6–7, 2020

### Saturday, March 7

	Multi-Purpose Room
<b>Lunch</b> <b>12:30 - 1:10 p.m.</b>	53. Box lunch –All Participants

	Computer Lab 201	Computer Lab 206	Computer Lab 207	Computer Lab 213	Room 204 	Room 111	Room 109
<b>Session 8</b> <b>1:20 - 2:20 p.m.</b>	54. ePortfolio: A Powerful Tool for ABE, CTE, and ELD Learners- and Their Teachers Too! - Part 2 –Yamashita	55. Gamify Your Classroom with Quizlet and Kahoot, Part 2 –Bakin	56. Teaching with FREE Online Tech Tools –Vera-Alba	57. Applied Digital Skills Free Lessons Use Today! –Holt	58. Leadership and Innovation: Theory to Practice for Adult Ed Teachers –Rosin, Diaz	59. Using Kahoot to Create Powerful Quizzes for Teaching! –Aaron	60. Managing Challenges in Hybrid Classes –Clayton, Delgado

	Computer Lab 201
<b>Closing/ Tech Slam</b> <b>2:30 - 3:30 p.m.</b>	61. Closing/Tech Slam –All Participants



**Video of Presentations** - The Keynote, General Session, and all presentations in Room 204 will be videotaped. The videos will be posted on the Symposium Web site, [tdls.otan.us](http://tdls.otan.us). View a presentation from the Keynote and feel free to share these videos with others at your agency.





# Saturday, March 7

**Session 5**

**9:00 - 10:00 a.m.**

## 32. Accelerated Learning with Technology

*Yecsenia Delgado-Lorenzo, USC Graduate Student*  
**Computer Lab 201 - Demonstration (60 minutes)**

The presentation will discuss how technology is used in a Flipped Learning Course Model to complete a CTE program in half the amount of time. The discussion will include pacing of program, technology tools, student engagement, retention and learning effectiveness.

(AUD: ALL • PGM: ABE, ASE, CTE, ESL • CAT: BL, DL, PAC, TI)

## 33. Teaching Vocabulary with Technology

*Susan Gaer, Susan Gaer Consulting, OTAN Subject Matter Expert, World Ed Partner, Professor Emeritus Santa Ana College*  
**Computer Lab 206 - Hands-on Computer Lab Workshop (120 minutes)**

Adult students need a strong vocabulary foundation in order to develop their literacy and use their English effectively in their many roles: employees, parents, and community members. Learn a research-proven six-step process infused with technology to help students not only better learn and retain vocabulary but also move new terminology into their productive vocabulary knowledge. Learn to use select resources appropriate to each step of direct vocabulary instruction.

(AUD: TEA • PGM: ABE, ASE, CTE, ESL • CAT: BL, DL, PAC, TI)

## 34. ESL Distance Learning

*Maren Anton and Suanne McGovern, MDAE*  
**Computer Lab 207 - Introduction and Overview (60 minutes)**

We will discuss the success and challenges of our first ever Distance Learning Summer School Pilot Program in 2019 and how continue to expand our DL Curriculum using Google Sites and Google Classroom.

(AUD: All • PGM: ABE, ASE, CTE, ESL • CAT: BL, DL, PAC, TI)

## 35. Putting English to Work Online

*Paul Yung, OTAN Subject Matter Expert*  
**Computer Lab 213 - Hands-on Computer Lab Workshop (120 minutes)**

PETW 1, 2 & 3 are beginning-low, beginning-high and intermediate-low ESL Distance Learning courses. The series includes half-hour video programs with corresponding workbook units. Each episode follows the evolving story of a diverse cast of new arrivals to the United States. As

they strive to learn English, make friends, find work, adapt and succeed in their new country, your students have the opportunity to follow along and learn while exploring the grammar and life skills lessons. The topics— employment, health, independent living, community resources, etc.—cover the CASAS Competency Content Areas.

(AUD: ALL • PGM: ABE, ASE, CTE, ESL • CAT: BL, DL, PAC, TI)

## 36. On the Air: Using and Creating Podcasts in the ESL Classroom

*Celine Signorini-Bakan and Grazia Mora, California College of Communication*  
**Room 204 - Demonstration (60 minutes)**

Developing listening, speaking, and 21st century skills is crucial to the success of students. This presentation shares exciting ways to use podcasts to not only develop students' linguistic and cultural skills, but also to empower them to take an active role in their learning and become media creators through technology.

(AUD: TEA • PGM: ABE, ASE, CTE, ESL • CAT: BL, DL, PAC, TI)

## 37. Family Literacy Moving Into the 21st Century

*Suzanne Ludlum and Elizabeth Detwiler, OACE Family Literacy Program*  
**Room 111 - Hands-on Computer Lab Workshop (120 minutes)**

This is an exciting project of Oakland Adult and Career Education's Family Literacy Program. This presentation will create a maker space where participants can explore coding, robotics, and electronic circuitry as well as strategizing how they might use these innovations in a classroom.

(AUD: TEA • PGM: ABE, ASE, CTE, ESL • CAT: BL, DL, PAC, TI)

## 38. Create Engaging Blended Learning Experiences Using Free and Low-Cost Digital Resources!

*Dani Pedrotti, The NROC Project*  
**Room 109 - Demonstration (60 minutes)**

This course will focus on the key elements needed to design online and blended courses. Often when developing courses, the learning objectives are the primary focus and the end user experience is considered last, if at all. This workshop will bring the end user experience to the forefront along with learning objectives, assessments, and use of technology to enhance the learner's experience and encourage persistence.

(AUD: ALL • PGM: ABE, ASE, CTE, ESL • CAT: BL, DL, PAC, TI)

### 39. Got a Website? Build Your Own Google Site!

Linda Laymon and Jody Barker

San Juan Unified School District

**Computer Lab 201** - Hands-on Computer Lab

Workshop (60 minutes)

Learn to build a website for your class or teachers using Google Sites which can be viewed by smartphone, tablet, or computer. Bring your Gmail sign on information to this hands-on training. Presented by the San Juan Adult Ed DLAC 2018-2020 Team.

(AUD: ALL • PGM: ABE, ASE, CTE, ESL • CAT: BL, DL, PAC, TI)

### 40. Teaching Vocabulary with Technology, Part 2

Susan Gaer, SusanGaer Consulting, OTAN SME, World Ed Partner, Professor Emeritus Santa Ana College

**Computer Lab 206** - Demonstration (120 minutes)

Participants will learn (by doing) simple project-based activities for language practice and learning using Word, Excel, and PowerPoint. The activities are adaptable for all levels. Language practice using Word, Excel, and PowerPoint serves the dual purpose of language practice (writing and speaking) and learning basic functions of common software programs in use at home, school, and the workplace. Continued from Part 1

(AUD: TEA • PGM: ABE, ASE, CTE, ESL • CAT: BL, DL, PAC, TI)

### 41. CK-12: Free Digital Interactive Textbooks (Meet Common Core Standards)

Debbie Jensen, OTAN Subject Matter Expert

**Computer Lab 207** - Demonstration (60 minutes)

Looking to find ways to serve your ABE and ASE students? Tired of the traditional, outdated, heavy book? CK-12 is so much more than digital textbooks. Their FlexBooks are interactive with adaptive practice and feedback throughout the lessons. You can customize or even write your own and it is all free. Come join us for the next revolution in education. This is great for ABE teachers but even better for ASE.

(AUD: TEA • PGM: ABE, ASE, CTE, ESL • CAT: BL, DL, PAC, TI)

### 42. Putting English to Work Online, Part 2

Paul Yung, OTAN Subject Matter Expert

**Computer Lab 213** - Hands-on Computer Lab Workshop (120 minutes)

PETW 1, 2 & 3 are beginning-low, beginning-high and intermediate-low ESL Distance Learning courses. The series includes half-hour video programs with corresponding workbook units. Each episode follows the evolving story of a diverse cast of new arrivals to the United States. As they strive to learn English, make friends, find work, adapt and succeed

in their new country, your students have the opportunity to follow along and learn while exploring the grammar and life skills lessons. The topics—employment, health, independent living, community resources, etc.—cover the CASAS Competency Content Areas. Continued from Part 1.

(AUD: ALL • PGM: ABE, ASE, CTE, ESL • CAT: BL, DL, PAC, TI)

### 43. Apps for Mobile Devices in the Adult Ed Class

Francisco Pinedo, Soledad Adult School, OTAN Subject Matter Expert

**Room 204** - Demonstration (60 minutes)

This session will cover free apps used in AE classes (ESL, ABE, ASE, Cit Prep). Students can use the apps in and outside of the classroom for extended learning opportunities.

(AUD: ALL • PGM: ABE, ASE, CTE, ESL • CAT: BL, DL, PAC, TI)

### 44. Family Literacy Moving into the 21st Century, Part 2

Suzanne Ludlum and Elizabeth Detwiler, OACE Family Literacy Program

**Room 111** - Hands-on Computer Lab (120 minutes)

This is an exciting project of Oakland Adult and Career Education's Family Literacy Program. This presentation will create a maker space where participants can explore coding, robotics, and electronic circuitry—strategizing how they might use these innovations in their classroom. Continued from Part 1

(AUD: TEA • PGM: ABE, ASE, CTE, ESL • CAT: BL, DL, PAC, TI)

### 45. Zoom in the ESL Classroom

Roz Tolliver, Fairfield-Suisun Adult School

**Room 109** - Demonstration (60 minutes)

Want to give your busy adult students fewer reasons to miss class? What about 24-hour access to previous classes from a smart device or computer? Come learn about Zoom, a user-friendly, web-based videoconferencing platform, to take your teaching into the 21st century, meet your students' needs, and enhance your lessons. In this session, you will learn the basics of how to use Zoom: various plans and pricing; how to set up an account; the platform's main features; and basic site navigation. I'll also discuss several ways to integrate Zoom into your teaching, and which online tools can enhance your lessons. Finally, I'll show a recording of my ESL class, which I now teach remotely using Zoom while my students are gathered in class.

(AUD: ALL • PGM: ABE, ASE, CTE, ESL • CAT: BL, DL, PAC, TI)

## 46. ePortfolio: A Powerful Tool for Adult Education!

Jerry Yamashita, Highlands Community Charter School  
**Computer Lab 201** - Demonstration (120 minutes)

In this workshop we will explore how student-created ePortfolios are being used for assessment, reflection, and career readiness, and how staff can use their own ePortfolio to connect with students and colleagues! Bring a fully charged laptop and a growth mindset to get the most out of this session!

(AUD: ALL • PGM: ABE, ASE, CTE, ESL • CAT: BL, DL, PAC, TI)

## 47. Gamify Your Classroom with Quizlet and Kahoot

Barry Bakin, LAUSD, OTAN Subject Matter Expert  
**Computer Lab 206** - Hands-on Computer Lab Workshop (120 minutes)

Learn how to develop and search for games, and monitor progress using the online tools Kahoot and Quizlet.

(AUD: ALL • PGM: ABE, ASE, CTE, ESL • CAT: BL, DL, PAC, TI)

## 48. What's New in Google? LOTS!

Melinda Holt, OTAN  
**Computer Lab 207** - Hands-on Computer Lab Workshop (60 minutes)

We all know Google apps and tools change - sometimes once a year, sometimes every week! Within the apps, menus, features, and hidden shortcuts are always being added and updated. There are even a few new tools! Attend to discover what's new and updated in Google tools and its apps. Along the way you'll get ideas how to use Google in your AE classroom. Think you know Google? Come and find out!

(AUD: ALL • PGM: ABE, ASE, CTE, ESL • CAT: BL, DL, PAC, TI)

## 49. Enhance the Learning Experience with Learn360

Susan Coulter, OTAN Subject Matter Expert  
**Computer Lab 213** - Hands-on Computer Lab Workshop (60 minutes)

Learn360 offers more than 160,000 resources to enhance your lesson. Teachers working at WIOA funded agencies can get their own FREE account through OTAN. Learn360 resources can be linked, downloaded, or embedded in Google Classroom, Moodle or on your class Website.

(AUD: ALL • PGM: ABE, ASE, CTE, ESL • CAT: BL, DL, PAC, TI)

## 50. Preparing Low-Skilled Adults for the Workplace

Robin Morgan, ProLiteracy  
**Room 204** - Demonstration (60 minutes)

Have you been looking for a collection of learner-centered workplace preparation resources you can use to support students in and out of the classroom? ProLiteracy can help! Come check out our free online courses that will help learners to develop the skills they need to get a job, and keep the job.

(AUD: ALL • PGM: ABE, ASE, CTE, ESL • CAT: BL, DL, PAC, TI)

## 51. Applied Arts Skill Development for At-Risk Youth

Timothy Kortenkamp, CACE  
**Room 111** - Demonstration (60 minutes)

I am creating a project to engage and empower at-risk youth who have been released by the district. This program is designed to help in four key areas. 1. The students self-explore and develop their own personal strengths 2. Key conflict resolution skills 3. Learn key business skills directly relate to becoming successful in a professional work environment 4. I-O (Industrial Organizational) This project will create a new program that integrates all of these key areas with cutting edge technology like augmented reality and video production as well as off-line traditional methods. It utilizes multimedia technology to foster high student engagement and rapid learning.

(AUD: ALL • PGM: ABE, ASE, CTE, ESL • CAT: BL, DL, PAC, TI)

## 52. 21Things4Students

Debbie Jensen, Baldwin Park Adult and Community Education, OTAN Subject Matter Expert  
**Room 109** - Demonstration (60 minutes)

We need to teach our students 21st Century Skills: to create—collaborate—communicate. 21Things4Students was designed for that. Students create digital portfolios, collaborate with each other, and communicate—sharing what they have learned. Join us to learn about this great resource for our students but also for teachers. At this site we too are taught the most up-to-date digital tools to use in our classroom.

(AUD: ALL • PGM: ABE, ASE, CTE, ESL • CAT: BL, DL, PAC, TI)

## Lunch 12:30 - 1:10 p.m.

### 53. Lunch

All Participants  
**Multi-Purpose Room** - Discussion (40 minutes)

Box lunch

(AUD: ALL • PGM: ABE, ASE, CTE, ESL • CAT: BL, DL, PAC, TI)



## 54. ePortfolio: A Powerful Tool for ABE, CTE, and ELD Learners—And Their Teachers, Too! - Part 2

*Jerry Yamashita, Highlands Community Charter School*  
**Computer Lab 201** - Demonstration (120 minutes)

As educators, we all aim to amplify student voice and connect with learners. At the same time, we have the everyday duties of managing our classrooms and getting our students prepared for the next stage in their lives. In this workshop we will explore how student-created ePortfolios are being used as a powerful tool for assessment, reflection, and career readiness, and how staff can use their own ePortfolios to connect with students and colleagues! Bring a fully charged laptop and a growth mindset to get the most out of this session!

Continued from Part 1

(AUD: ALL • PGM: ABE, ASE, CTE, ESL • CAT: BL, DL, PAC, TI)

## 55. Gamify Your Classroom with Quizlet and Kahoot, Part 2

*Barry Bakin, LAUSD, OTAN Subject Matter Expert*  
**Computer Lab 206** - Hands-on Computer Lab Workshop (120 minutes)

Learn how to develop and search for games, and monitor progress using the online tools Kahoot and Quizlet.

Continued from Part 1

(AUD: ALL • PGM: ABE, ASE, CTE, ESL • CAT: BL, DL, PAC, TI)

## 56. Teaching with FREE Online Tech Tools

*Diana Vera-Alba, San Diego Community College District, OTAN Subject Matter Expert*  
**Computer Lab 207** - Hands-on Computer Lab Workshop (60 minutes)

Chaffey Adult School is a pioneer in implementing a unique blended learning model across all levels of ESL. Teachers and students are diving deep to discover the benefits and challenges of using hardware and software every day. Come and learn the real story of what these tools look like in the classroom and how using digital curriculum encourages teachers to build a relevant classroom experience that meets the needs of today's students and their families.

(AUD: ALL • PGM: ABE, ASE, CTE, ESL • CAT: BL, DL, PAC, TI)

## 57. Applied Digital Skills - Free Lessons - Use Today!

*Melinda Holt, OTAN*  
**Computer Lab 213** - Demonstration (60 minutes)

Employers are actively looking for people with digital skills! Do your students have them? Google has developed over 100 lessons with step-by-step instructions using videos,

templates and Google apps in its Applied Digital Skills course (ApSki). Get a general introduction to digital literacy plus learn how to Sign In, navigate curriculum, add classes, and enroll students - use ApSki in a class tomorrow! Participants MUST have Google accounts in order to follow along on their own devices.

(AUD: ALL • PGM: ABE, ASE, CTE, ESL • CAT: BL, DL, PAC, TI)

## 58. Leadership and Innovation: Theory to Practice for Adult Ed Teachers

*Mitch Rosin, Aztec Software and Emma Diaz, Inland Adult Education Consortium*

**Room 204** - Demonstration (60 minutes)

Leadership and innovation don't only come from school administrators. Teachers are leaders and innovators every day in their classrooms. This workshop will focus on identifying your leadership style, understanding the 5 skills of disruptive innovation, and putting your leadership skills into best practice.

(AUD: ALL • PGM: ABE, ASE, CTE, ESL • CAT: BL, DL, PAC, TI)

## 59. Using Kahoot to Create Powerful Quizzes for Teaching!

*Michael Aaron, Beaumont Adult School*

**Room 111** - Demonstration (60 minutes)

Kahoot is a powerful tool that can be used to enhance student learning. By combining quiz questions with slides, polls and puzzles, not only can you make lessons more captivating for students, but also teach a whole lesson with Kahoot and deepen learning. We will explore some awesome tips and tricks to make this online tool a success in your classroom. I have been using Kahoot in the ESL classroom for almost two years and it has made a marked difference in the CASAS test results as well as engaging and motivating students. Looking for new ways to engage students with learning content? Get ready to change your game!

(AUD: TEA • PGM: ABE, ASE, CTE, ESL • CAT: BL, DL, TI)

## 60. Managing Challenges in Hybrid Classes

*Martha Clayton and Carmen Delgado, Los Angeles Community College District*

**Room 109** - Discussion (60 minutes)

This presentation will identify several challenges related to hybrid courses using Canvas and several solutions developed to mitigate these challenges.

(AUD: ALL • PGM: ABE, ASE, CTE, ESL • CAT: BL, DL, PAC, TI)



## 61. Closing/Tech Slam

All Participants

### Computer Lab 201 - Discussion (60 minutes)

Come join us at the Tech Slam! What is a Tech Slam? This is a fast-paced session to share educational technology tips with your colleagues. It could be a website, an application, browser extension, or search term that you are using with your students to enhance your teaching. Thank you for attending the Technology and Distance Learning Symposium 2020!

(AUD: ALL • PGM: ABE, ASE, CTE, ESL • CAT: BL, DL, PAC, TI)



### Thank you for attending OTAN's Technology and Distance Learning Symposium 2020!

Following each presentation, please take a moment to fill out an online evaluation form. Room monitors can assist you with completing evaluations for the sessions you attended. After TDLS, look for an email requesting that you complete an evaluation of the overall conference. You may also use the QR Codes to the right to submit your evaluations. Your feedback is very important in helping us plan the 2021 event.

Make sure to visit the AR/VR play space in the Multi-Purpose Room and explore how you can introduce augmented and virtual reality in your classroom. The MPR is also a place where you can network and share with new friends and colleagues if your presentations are full or you need a moment to recharge.

We would like to give special thanks to all those who volunteered as room monitors for each presentation session, as well as the Charles A. Jones Career and Education Center staff for their assistance and coordination.

**Everyone helped to make this a great gathering!**

### Presentation Evaluations

Please use this QR Code to evaluate each presentation you attended during the TDLS 2020. Your feedback will help us plan future events.



### Symposium Evaluation

Please use this QR Code for your evaluation of the TDLS 2020.



A few weeks after the conclusion of the symposium, please visit our website at [tdls.otan.us](https://tdls.otan.us) to access available workshop handouts and resources, as well as videos of select presentations.



# MY SYMPOSIUM SCHEDULE

Create your own schedule using the matrix below.

Does your employer require documentation of professional development? If acceptable to your organization, use this form to verify your participation in the Technology and Distance Learning Symposium 2020.

## Instructions:

Fill in the title of the presentation and the name of the presenter. At the end of the session, ask the presenter to stamp your form. The room monitor/volunteer can also stamp this form if the lines are too long for the presenter.

Friday, March 6			
Session	Time	Selected Presentation	Attendance Verification
<b>Welcome</b>	8:30 - 9:00 a.m.	WELCOME! Please remember to sign in at the registration desk.	N/A
<b>Keynote/ General Session</b>	9:00 - 10:10 a.m.	Presentation: _____ Room #: _____ Presenter: _____	
<b>Session 1</b>	10:20 - 11:30 a.m.	Presentation: _____ Room #: _____ Presenter: _____	
<b>Session 2</b>	11:40 - 12:30 p.m.	Presentation: _____ Room #: _____ Presenter: _____	
<b>Session 3</b>	1:40 - 2:50 p.m.	Presentation: _____ Room #: _____ Presenter: _____	
<b>Session 4</b>	3:00 - 4:10 p.m.	Presentation: _____ Room #: _____ Presenter: _____	

Saturday, March 7			
Session	Time	Selected Presentation	Attendance Verification
<b>Session 5</b>	9:00 - 10:00 a.m.	Presentation: _____ Room #: _____ Presenter: _____	
<b>Session 6</b>	10:10 - 11:10 a.m.	Presentation: _____ Room #: _____ Presenter: _____	
<b>Session 7</b>	11:20 - 12:20 p.m.	Presentation: _____ Room #: _____ Presenter: _____	
<b>Session 8</b>	1:20 - 2:20 p.m.	Presentation: _____ Room #: _____ Presenter: _____	
<b>Closing/ Tech Slam</b>	2:30 - 3:30 p.m.	Presentation: _____ Room #: _____ Presenter: _____	

## This image shows a full page of blank, lined paper. It features approximately 20 evenly spaced horizontal blue lines across its entire width. The lines are thin and consistent in color, set against a plain white background. There are no margins, text, or other markings present on the page.

# Many thanks to the following people who made this happen

## Charles A. Jones Career and Education Center

Thank you to the CAJ administration, support team, and the Sacramento Unified School District for hosting the TDLS and the support and efforts needed to make TDLS successful.

## OTAN Staff

Neda Anasseri - Coordinator, Technology Projects

### Diana Batista - Adult Education Director

Anthony Burik - Project Specialist II, Technology Projects

Jong Choi - Program Specialist II, Programming/App Development

Kiu Chuong - Project Specialist II, Fiscal

David Espinoza - Senior MIS Specialist

### John Fleischman - Interim Director

Melinda Holt - Project Specialist II, Technology Integrator

Inna Linnyk - Project Specialist II, Programming/App Development

Yolanda O'Shea - Database Designer/Applications Developer

Marjorie Olavides - Project Specialist I, Technology Training Development

Penny Pearson - Coordinator, Distance Learning Projects

Joey Peterson - Project Specialist II, Programming/App Development

Michael Pierce - Multimedia Design Specialist

Douglas Rennie - Video Production Specialist

Angela Steele - Coordinator, Programming/Lead App Developer

Brandon Wilson - Staff Secretary

Cheryl Young - Administrative Assistant

[nanasseri@otan.us](mailto:nanasseri@otan.us)

[dbatista@scoe.net](mailto:dbatista@scoe.net)

[aburik@otan.us](mailto:aburik@otan.us)

[jchoi@otan.us](mailto:jchoi@otan.us)

[kchuong@scoe.net](mailto:kchuong@scoe.net)

[despinoza@otan.us](mailto:despinoza@otan.us)

[jfleischman@scoe.net](mailto:jfleischman@scoe.net)

[mholt@otan.us](mailto:mholt@otan.us)

[ilinnik@otan.us](mailto:ilinnik@otan.us)

[yoshea@otan.us](mailto:yoshea@otan.us)

[molavides@otan.us](mailto:molavides@otan.us)

[ppearson@otan.us](mailto:ppearson@otan.us)

[jpeterson@otan.us](mailto:jpeterson@otan.us)

[mpierce@otan.us](mailto:mpierce@otan.us)

[drennie@otan.us](mailto:drennie@otan.us)

[asteele@otan.us](mailto:asteele@otan.us)

[bjwilson@otan.us](mailto:bjwilson@otan.us)

[cyoung@otan.us](mailto:cyoung@otan.us)

## Index of Presenters

Michael Aaron

[mikeaaron55@gmail.com](mailto:mikeaaron55@gmail.com)

Tom Allison

[tallison@euhsd.org](mailto:tallison@euhsd.org)

Maren Anton

[antonm@mdusd.org](mailto:antonm@mdusd.org)

Barry Bakin

[barry.bakin@lausd.net](mailto:barry.bakin@lausd.net)

Jody Barker

[jody.barker@sanjuan.edu](mailto:jody.barker@sanjuan.edu)

Kevin Belcher

[kevin.belcher@cnusd.k12.ca.us](mailto:kevin.belcher@cnusd.k12.ca.us)

Anthony Burik

[aburik@otan.us](mailto:aburik@otan.us)

Stacey Campo

[scampo@educationtocareer.net](mailto:scampo@educationtocareer.net)

Farzana Cassim

[fx9639@lausd.net](mailto:fx9639@lausd.net)

Armida Chow

[achow@hlpusd.k12.ca.us](mailto:achow@hlpusd.k12.ca.us)

Martha Clayton

[claytoma2@laccd.edu](mailto:claytoma2@laccd.edu)

Susan Coulter

[coultersc@gmail.com](mailto:coultersc@gmail.com)

Josh Davies

[jdavies@workethic.org](mailto:jdavies@workethic.org)

Ryan de la Vega

[delavega.ryan@tusd.org](mailto:delavega.ryan@tusd.org)

Carmen Delgado

[delgadcl@laccd.edu](mailto:delgadcl@laccd.edu)

Yecsenia Delgado-Lorenzo

[ydelgado@hlpusd.k12.ca.us](mailto:ydelgado@hlpusd.k12.ca.us)

Elizabeth Detwiler

[elizabeth.detwiler@ousd.org](mailto:elizabeth.detwiler@ousd.org)

Emma Diaz

[ediaz@sbccd.cc.ca.us](mailto:ediaz@sbccd.cc.ca.us)

Marci England

[mengland@cnusd.k12.ca.us](mailto:mengland@cnusd.k12.ca.us)

Janice Fera

[jfera@casas.org](mailto:jfera@casas.org)

Susan Gaer

[susangaer@gmail.com](mailto:susangaer@gmail.com)

Jennifer Gagliardi

[jgagliar@musd.org](mailto:jgagliar@musd.org)

Refrugio Gonzalez

[ref.gonzalez@emuhsd.org](mailto:ref.gonzalez@emuhsd.org)

Melinda Holt

[mholt@otan.us](mailto:mholt@otan.us)

Christina Hyatt

[christina.hyatt@cnusd.k12.ca.us](mailto:christina.hyatt@cnusd.k12.ca.us)

Debbie Jensen

[debbiejensen2000@hotmail.com](mailto:debbiejensen2000@hotmail.com)

Janet Kershaw

Timothy Kortenkamp

Linda Laymon

Suzanne Ludlum

Suanne McGovern

Elaine Moore

Grazia Mora

Robin Morgan

Jaemi Naish

Marjorie Olavides

Penny Pearson

Dani Pedrotti

Franciso Pinedo

Marisol Richmond

Mitch Rosin

Luis Serrano

Celine Signorini-Bakan

Alisa Takeuchi

Stephanie Thomas

Roz Tolliver

Diana Vera-Alba

Sudie Whalen

Andrea Willis

Cindy Wislofsky

Jerry Yamashita

Paul Yung

[janet.kershaw@emuhsd.org](mailto:janet.kershaw@emuhsd.org)

[tkortenkamp@cuhsd.org](mailto:tkortenkamp@cuhsd.org)

[linda.laymon@sanjuan.edu](mailto:linda.laymon@sanjuan.edu)

[suzanne.ludlum@ousd.org](mailto:suzanne.ludlum@ousd.org)

[mcgoverns@mdusd.org](mailto:mcgoverns@mdusd.org)

[emoore@euhsd.org](mailto:emoore@euhsd.org)

[grazia.mora13@gmail.com](mailto:grazia.mora13@gmail.com)

[rmorgan@prolitteracy.org](mailto:rmorgan@prolitteracy.org)

[jnaish@tamdistrict.org](mailto:jnaish@tamdistrict.org)

[molavides@otan.us](mailto:molavides@otan.us)

[ppearson@otan.us](mailto:ppearson@otan.us)

[dpedrotti@nroc.org](mailto:dpedrotti@nroc.org)

[fpinedo@soledad.k12.ca.us](mailto:fpinedo@soledad.k12.ca.us)

[mrichmond@sanjuan.edu](mailto:mrichmond@sanjuan.edu)

[mitch.rosin2@gmail.com](mailto:mitch.rosin2@gmail.com)

[luis.serrano@emuhsd.org](mailto:luis.serrano@emuhsd.org)

[celine.signorini@gmail.com](mailto:celine.signorini@gmail.com)

[alisa.takeuchi@gmail.com](mailto:alisa.takeuchi@gmail.com)

[stthomas@sdccd.edu](mailto:stthomas@sdccd.edu)

[eslteacherroz@gmail.com](mailto:eslteacherroz@gmail.com)

[mrsalbaesl@gmail.com](mailto:mrsalbaesl@gmail.com)

[swhalen@air.org](mailto:swhalen@air.org)

[awillis@scoe.net](mailto:awillis@scoe.net)

[cwislofsky@gmail.com](mailto:cwislofsky@gmail.com)

[jerry.yamashita@hccts.org](mailto:jerry.yamashita@hccts.org)

[paul.yung@lausd.net](mailto:paul.yung@lausd.net)

## Special Thanks to:

All of the many volunteers, room monitors, and others who helped make this event possible!





# California Adult Education Students Succeed Program Honorees

The California Adult Education Students Succeed program identifies learners who have reached their goals as a result of their participation in the adult education system. The project disseminates the stories of these students and the exemplary programs that assisted them. To participate in the project, nominations may be submitted by any California adult education agency at the start of the calendar year. Agencies can access the stories and videos online at the [www.adultedlearners.org](http://www.adultedlearners.org) website which is maintained by the Outreach and Technical Assistance Network (OTAN). Student success stories may be highlighted at conferences throughout California and distributed to local, regional, and state officials.

We would like to congratulate this year's accomplished honorees: Carlada Thomas and Jesus Lopez-Varela. We would like to thank Marcia Morgan at Sutter County Superintendent of Schools, Adult Education and Viki Costa at Oxnard Adult School for nominating this year's winners.

## Carlada Thomas

Carlada was a childhood victim of physical and emotional abuse. Thus, she had a "victim" mentality and didn't begin her recovery until her thirties. However, this single mother decided to not allow her past to define her or her children's future. Carlada enrolled in Adult Education to earn her high school diploma through the Sutter County Superintendent's Office of Education. She struggled with her class work but persisted to be a role model, completing her high school credits and then beginning community college classes, while also working full-time to support her family and be an active community member. She plans to obtain her AA and then her bachelor's. Eventually, she would like to open a center for individuals left to deal with the guilt and aftermath of having incarcerated parents, helping others avoid repeating the mistakes of previous generations and instead achieve their goals.



## Jesus Lopez-Varela

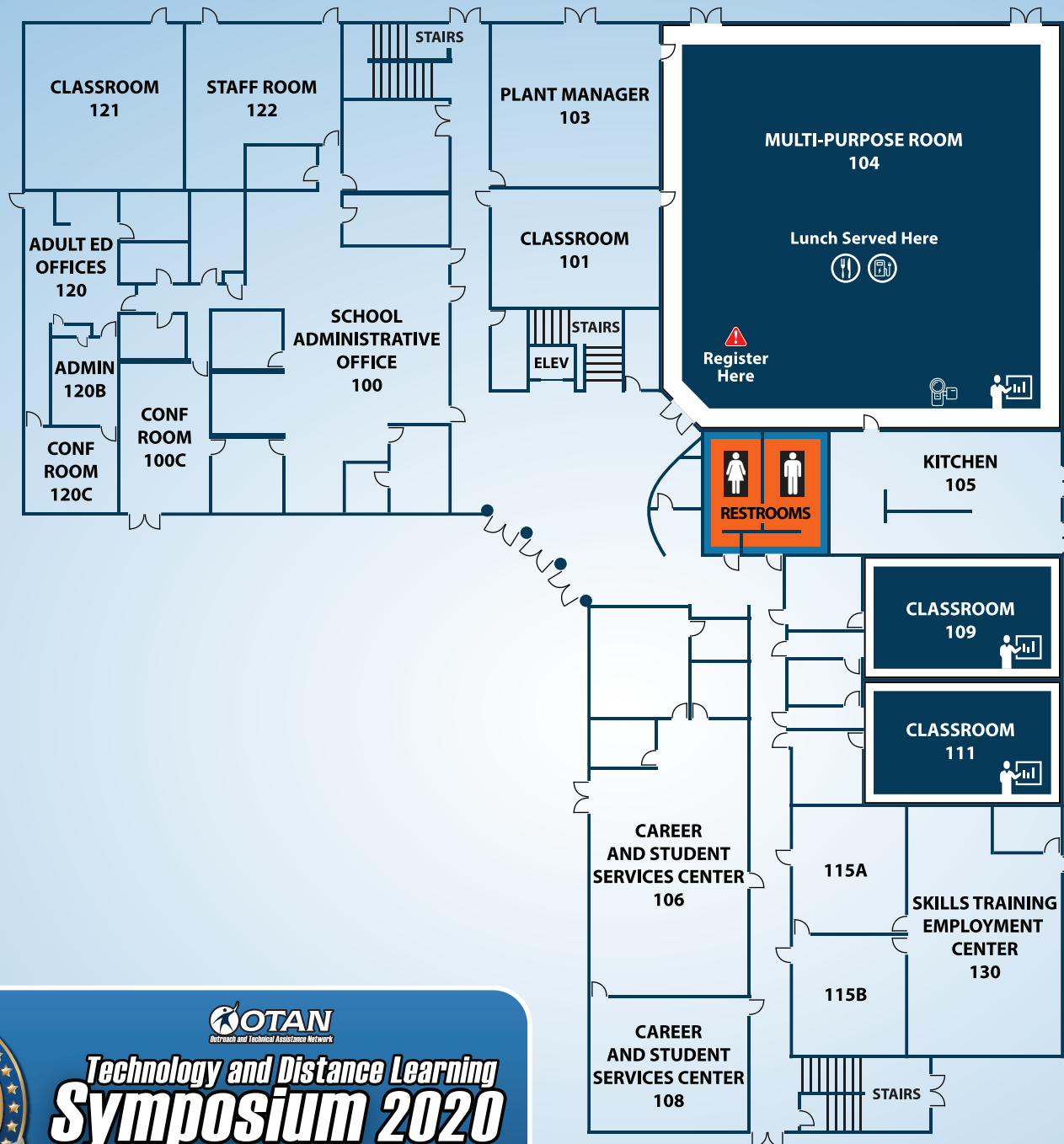
Although he came with an education from Mexico, Jesus Lopez-Varela was at a disadvantage when he arrived in California because his English language skills were lacking. After completing ESL at Oxnard Adult School, he then got his GED and high school diploma through OAS's Options Program. OAS saw potential in Jesus and offered him a full-time position. After a few years, Jesus took classes at Oxnard College, and OAS supported him in finishing his bachelor's degree. He wanted to become a teacher, so he found a part-time teaching credential program. While working on his credential, Jesus approached OAS with a plan for a Spanish language GED/HSE prep class and was given approval once he earned his credential. He has been teaching this class since its inception

and has helped students earn their HSE certificates. Jesus was awarded the Classified Person of the Year from Oxnard Union High School District in 2015, and continues to promote OAS classes at neighborhood fairs, meetings, and swap meets.

*Nominations are being accepted through April 15, 2020 for inclusion in the 2020 California Adult Education Students Succeed program. Share your student's story at [www.adultedlearners.org](http://www.adultedlearners.org). It could serve as an inspiration to others struggling to achieve their dreams and goals.*

**Charles A. Jones  
Career and Education Center  
First Floor**

**WiFi Network: TDLS20  
Password: caj2020!**



**Parking Lot**



**OTAN**  
Outreach and Technical Assistance Network

**Technology and Distance Learning  
Symposium 2020**

**Charles A. Jones Career and Education Center  
March 6-7, 2020**

**LEGEND**



**Restrooms**



**Presentation  
Rooms**

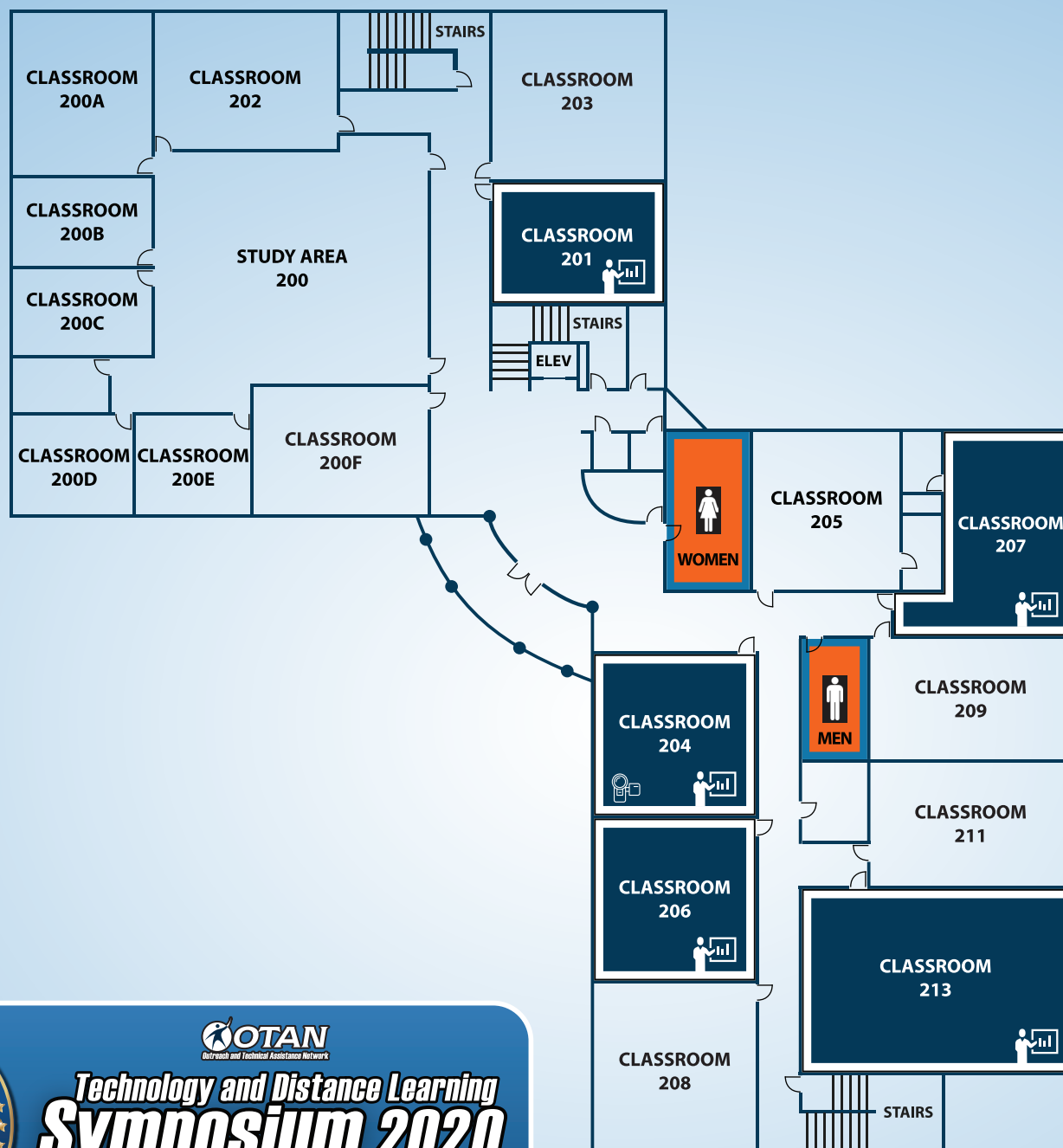


**All Sessions  
Videotaped**

**Lemon Hill Ave**

**Charles A. Jones  
Career and Education Center  
Second Floor**

**WiFi Network: TDLS20  
Password: caj2020!**



**OTAN**  
Outreach and Technical Assistance Network

# Technology and Distance Learning Symposium 2020

*Charles A. Jones Career and Education Center  
March 6-7, 2020*

## LEGEND

- Restrooms
- Presentation Rooms
- All Sessions Videotaped

Lemon Hill Ave